

**ETIHAD ETISALAT COMPANY**  
(A Saudi Joint Stock Company)  
**CONSOLIDATED FINANCIAL STATEMENTS**  
**For the year ended 31 December 2016**  
together with  
**Independent Auditors' Report**

**ETIHAD ETISALAT COMPANY**  
(A SAUDI JOINT STOCK COMPANY)

**CONSOLIDATED FINANCIAL STATEMENTS**  
**FOR THE YEAR ENDED 31 DECEMBER 2016**

---

<b>INDEX</b>	<b>PAGE</b>
Independent auditors' report	1 - 2
Consolidated balance sheet	3
Consolidated statement of income	4
Consolidated statement of cash flows	5
Consolidated statement of changes in equity	6
Notes to the consolidated financial statements	7 - 35



**KPMG Al Fozan & Partners**  
KPMG Tower  
Salahudeen Al Ayoubi Road  
P O Box 92876  
Riyadh 11663  
Kingdom of Saudi Arabia

Telephone +966 11 874 8500  
Fax +966 11 874 8600  
Internet www.kpmg.com

Licence No. 46/11/323 issued 11/3/1992

## INDEPENDENT AUDITORS' REPORT

To: **The Shareholders of Etihad Etisalat Company**  
**(A Saudi Joint Stock Company)**

We have audited the accompanying consolidated financial statements of **Etihad Etisalat Company** (the "Company") and its subsidiaries (collectively the "Group") which comprise the consolidated balance sheet as at 31 December 2016 and the related consolidated statements of income, cash flows and changes in equity for the year then ended and the attached notes (1) through (25) which form an integral part of the consolidated financial statements.

### **Management's responsibility for the consolidated financial statements**

Management is responsible for the preparation and fair presentation of these consolidated financial statements in accordance with generally accepted accounting standards in the Kingdom of Saudi Arabia and in compliance with the Regulations for Companies and Company's bylaws, and for such internal control as management determines is necessary to enable the preparation of consolidated financial statements that are free from material misstatement, whether due to fraud or error. Management has provided us with all the information and explanations that we require relating to our audit of these consolidated financial statements.

### **Auditors' responsibilities**

Our responsibility is to express an opinion on these consolidated financial statements based on our audit. We conducted our audit in accordance with generally accepted auditing standards in Saudi Arabia. Those standards require that we comply with relevant ethical requirements and plan and perform the audit to obtain reasonable assurance whether the consolidated financial statements are free of material misstatement.

An audit involves performing procedures to obtain audit evidence about the amounts and disclosures in the consolidated financial statements. The procedures selected depend on our judgment, including the assessment of the risks of material misstatement of the financial statements, whether due to fraud or error. In making those risk assessments, we consider internal controls relevant to the entity's preparation and fair presentation of the financial statements in order to design audit procedures that are appropriate in the circumstances, but not for the purpose of expressing an opinion on the effectiveness of the entity's internal controls. An audit also includes evaluating the appropriateness of accounting policies used and the reasonableness of accounting estimates made by management, as well as evaluating the overall presentation of the financial statements.

We believe that the audit evidence we have obtained is sufficient and appropriate to provide a basis for our opinion.




## **Opinion**

In our opinion, the consolidated financial statements taken as a whole:

- 1) present fairly, in all material respects, the financial position of **Etihad Etisalat Company** (the "Company") and its subsidiaries (collectively the "Group") as at 31 December 2016, and of its results of operations and its cash flows for the year then ended in accordance with generally accepted accounting standards in the Kingdom of Saudi Arabia appropriate to the circumstances of the Group; and
- 2) comply with the requirements of the Regulations for Companies and the Company's bylaws with respect to the preparation and presentation of the financial statements.

**For KPMG Al Fozan & Partners  
Certified Public Accountants**

  
Khalil Ibrahim Al Sedais  
License No. 371




Riyadh on: 10 Jumada'II 1438H  
Corresponding to: 9 March 2017

**ETIHAD ETISALAT COMPANY**  
**(A SAUDI JOINT STOCK COMPANY)**  
**CONSOLIDATED BALANCE SHEET**  
 (All amounts in Saudi Riyals thousands unless otherwise stated)

	<i>Notes</i>	As at 31 December	
		2016	2015
<b>ASSETS</b>			
<b>Current assets</b>			
Cash and cash equivalents	3	866,109	497,570
Short-term investments		350,000	1,250,000
Accounts receivable	4	3,701,340	3,424,090
Due from a related party	5	69,568	36,508
Inventories	6	200,072	485,859
Prepaid expenses and other assets	7	1,698,949	1,722,022
<b>Total current assets</b>		<b>6,886,038</b>	<b>7,416,049</b>
<b>Non-current assets</b>			
Property and equipment	8	24,406,393	24,466,197
Licenses' acquisition fees	9	7,520,598	8,026,213
Goodwill	10	1,466,865	1,466,865
Investments		19,003	19,003
Capital advances		893,816	982,048
<b>Total non-current assets</b>		<b>34,306,675</b>	<b>34,960,326</b>
<b>TOTAL ASSETS</b>		<b>41,192,713</b>	<b>42,376,375</b>
<b>LIABILITIES AND EQUITY</b>			
<b>Current liabilities</b>			
Current portion of long-term loans and notes payable	11	7,607,902	5,766,262
Accounts payable	12	4,520,036	6,535,866
Due to related parties	5	138,420	210,970
Accrued expenses and other liabilities	13	5,631,463	5,476,393
Zakat provision	14	54,518	77,711
<b>Total current liabilities</b>		<b>17,952,339</b>	<b>18,067,202</b>
<b>Non-current liabilities</b>			
Long-term loans and notes payable	11	7,600,851	8,508,553
Provision for end-of-service benefits	15	281,737	239,854
<b>Total non-current liabilities</b>		<b>7,882,588</b>	<b>8,748,407</b>
<b>TOTAL LIABILITIES</b>		<b>25,834,927</b>	<b>26,815,609</b>
<b>EQUITY</b>			
Share capital	1	7,700,000	7,700,000
Statutory reserve	16	2,648,971	2,648,971
Retained earnings		5,007,315	5,210,295
<b>Total shareholders' equity</b>		<b>15,356,286</b>	<b>15,559,266</b>
Non-controlling interest		1,500	1,500
<b>Total equity</b>		<b>15,357,786</b>	<b>15,560,766</b>
<b>TOTAL LIABILITIES AND EQUITY</b>		<b>41,192,713</b>	<b>42,376,375</b>

The accompanying notes 1 through 25 form an integral part of these consolidated financial statements.

  
 Chief Financial Officer


  
 Chief Executive Officer

  
 Authorized Board Member


**ETIHAD ETISALAT COMPANY**  
(A Saudi Joint Stock Company)  
**CONSOLIDATED STATEMENT OF INCOME**  
(All amounts in Saudi Riyals thousands unless otherwise stated)

	<i>Notes</i>	For the year ended 31 December	
		2016	2015
Revenues	17	12,569,397	14,424,125
Cost of services and sales	18	(5,144,112)	(6,466,037)
<b>Gross profit</b>		<b>7,425,285</b>	<b>7,958,088</b>
<b>Operating expenses:</b>			
Selling and marketing expenses	19	(1,272,775)	(1,441,722)
General and administrative expenses	20	(2,143,091)	(3,574,936)
Depreciation and amortization	8,9	(3,774,673)	(3,625,347)
<b>Total operating expenses</b>		<b>(7,190,539)</b>	<b>(8,642,005)</b>
<b>Operating income / (loss)</b>		<b>234,746</b>	<b>(683,917)</b>
Finance expenses		(556,414)	(361,376)
Other income		75,357	121,145
<b>Loss before zakat</b>		<b>(246,311)</b>	<b>(924,148)</b>
Zakat	14	43,331	(168,977)
<b>Net loss for the year</b>		<b>(202,980)</b>	<b>(1,093,125)</b>
<b>Earning / (loss) per share (in Saudi Riyals) from:</b>			
Earning / (loss) from main operations	21	0.30	(0.89)
Loss for the year	21	(0.26)	(1.42)

The accompanying notes 1 through 25 form an integral part of these consolidated financial statements.

  
\_\_\_\_\_  
Chief Financial Officer

  
\_\_\_\_\_  
Chief Executive Officer

  
\_\_\_\_\_  
Authorized Board Member

**ETIHAD ETISALAT COMPANY**  
(A Saudi Joint Stock Company)  
**CONSOLIDATED STATEMENT OF CASH FLOWS**  
(All amounts in Saudi Riyals thousands unless otherwise stated)

	Notes	For the year ended 31 December	
		2016	2015
<b>OPERATING ACTIVITIES</b>			
Net loss for the year		(202,980)	(1,093,125)
Adjustments to reconcile net loss to net cash from operating activities:			
Provision for inventory obsolescence	6	20,804	206,396
Depreciation	8	3,238,407	3,027,700
Amortization of licenses' acquisition fees	9	536,266	597,647
Provision for end-of-service benefits	15	68,282	81,045
Provision for doubtful debts	4	551,692	1,152,042
Zakat provision	14	(43,331)	168,977
Gain on sale of an investment		-	(5,696)
Finance expenses		556,414	361,376
<b>Changes in working capital:</b>			
Accounts receivable		(828,942)	(103,601)
Due from a related party		(33,060)	19,886
Inventories		264,983	125,819
Prepaid expenses and other assets		(137,573)	315,155
Accounts payable		561,704	(109,606)
Due to related parties		(72,550)	65,696
Accrued expenses and other liabilities		156,350	644,160
Finance expenses paid		(515,930)	(350,109)
Zakat paid	14	(77,125)	(104,583)
End-of-service benefits paid	15	(26,399)	(41,112)
<b>Net cash provided by operating activities</b>		<b>4,017,012</b>	<b>4,958,067</b>
<b>INVESTING ACTIVITIES</b>			
Short-term investment		900,000	(150,000)
Purchase of property and equipment		(5,572,956)	(3,515,205)
Disposals of property and equipment	8	22	5,202
Acquisition of license	9	(30,651)	(58,108)
Disposal of license		-	12,390
Acquisition of investment		-	(270)
Proceeds from sale of an investment		-	11,076
<b>Net cash used in investing activities</b>		<b>(4,703,585)</b>	<b>(3,694,915)</b>
<b>FINANCING ACTIVITIES</b>			
Proceeds from long-term loans and notes payables		4,137,216	216,406
Payment of long-term loans and notes payables		(3,082,104)	(2,946,320)
<b>Net cash provided by / (used in) financing activities</b>		<b>1,055,112</b>	<b>(2,729,914)</b>
Net increase / (decrease) in cash and cash equivalents		368,539	(1,466,762)
Cash and cash equivalents, beginning of the year		497,570	1,964,332
<b>Cash and cash equivalents, end of the year</b>	3	<b>866,109</b>	<b>497,570</b>
<b>Supplemental non-cash information</b>			
Property and equipment purchased credited to capital expenditure payable		(2,577,534)	(1,160,457)

The accompanying notes 1 through 25 form an integral part of these consolidated financial statements.

Chief Financial Officer

Chief Executive Officer

Authorized Board Member

**ETHHAD ETISALAT COMPANY**  
(A Saudi Joint Stock Company)  
**CONSOLIDATED STATEMENT OF CHANGES IN EQUITY**  
**FOR THE YEAR ENDED 31 DECEMBER 2016**  
(All amounts in Saudi Riyals thousands unless otherwise stated)

	Share capital	Statutory reserve	Retained earnings	Total shareholders' equity	Non-controlling interest	Total
Balance as at 1 January 2015	7,700,000	2,648,971	6,303,420	16,652,391	1,500	16,653,891
Net loss for the year	-	-	(1,093,125)	(1,093,125)	-	(1,093,125)
Balance as at 31 December 2015	<u>7,700,000</u>	<u>2,648,971</u>	<u>5,210,295</u>	<u>15,559,266</u>	<u>1,500</u>	<u>15,560,766</u>
Net loss for the year	-	-	(202,980)	(202,980)	-	(202,980)
Balance as at 31 December 2016	<u>7,700,000</u>	<u>2,648,971</u>	<u>5,007,315</u>	<u>15,356,286</u>	<u>1,500</u>	<u>15,357,786</u>

The accompanying notes 1 through 25 form an integral part of these consolidated financial statements.

  
Chief Financial Officer

  
Chief Executive Officer

  
Authorized Board Member



**ETIHAD ETISALAT COMPANY**  
(A Saudi Joint Stock Company)  
**NOTES TO CONSOLIDATED FINANCIAL STATEMENTS**  
**FOR THE YEAR ENDED 31 DECEMBER 2016**  
(All amounts in Saudi Riyals thousands unless otherwise stated)

**1. ORGANIZATION AND ACTIVITY**

**1.1 Etihad Etisalat Company**

Etihad Etisalat Company (“Mobily” or the “Company”), a Saudi joint stock company, is registered in the Kingdom of Saudi Arabia under commercial registration number 1010203896 issued in Riyadh on 14 December 2004 (corresponding to Dhul Qa’adah 2, 1425H). The main address for the Company is P.O. Box 23088, Riyadh 11321, Kingdom of Saudi Arabia.

The Company was incorporated pursuant to the Royal decree number M/40 dated 18 August 2004 (corresponding to Rajab 2, 1425H) approving the Council of Ministers resolution number 189 dated 10 August 2004 (corresponding to Jumada II 23, 1425H) to approve the award of the license to incorporate a Saudi joint stock company under the name of “Etihad Etisalat Company”.

Pursuant to the Council of Ministers resolution number 190 dated 10 August 2004 (corresponding to Jumada II 23, 1425H), the Company obtained the licenses to install and operate 2G and 3G mobile telephone network including all related elements and the provision of all related services locally and internationally through its own network.

The Company’s main activity is to establish and operate mobile wireless telecommunications network, fiber optics networks and any extension thereof, manage, install and operate telephone networks, terminals and communication unit systems, in addition to sell and maintain mobile phones and communication unit systems in the Kingdom of Saudi Arabia. The Company commenced its commercial operations on 25 May 2005 (corresponding to Rabi’II 17, 1426H).

The authorized, issued and paid up share capital of the Company is SR 7,700 million divided into 770 million shares of SR 10 each.

Mobily clarified in its announcement on 13 May 2015 (corresponding to 24 Rajab 1436H) that it is currently in the phase of studying the possibility of selling its telecommunications towers. On 31 July 2016, Mobily signed a Memorandum of Understanding (MoU) with Saudi Telecom Company (STC) to jointly explore the possibility of extracting value from the towers assets owned by both parties. The Company has neither entered into any other agreement in this regard nor determined the financial impact thereof.

**1.2 Subsidiary companies**

Below is the summary of Group’s subsidiaries and ownership percentage as at 31 December 2016:

Name	Country of incorporation	Ownership percentage		Initial investment
		Direct	Indirect	
Mobily Ventures Holding SPC	Bahrain	100%	--	2,510
Mobily InfoTech India Private Limited	India	99.99%	0.01%	1,836
Bayanat Al-Oula for Network Services Company	Saudi Arabia	99.00%	1.00%	1,500,000
Zajil International Network for Telecommunication Company	Saudi Arabia	96.00%	4.00%	80,000
National Company for Business Solutions	Saudi Arabia	95.00%	5.00%	9,500
Sehati for Information Service Company	Saudi Arabia	90.00%	10.00%	900
Mobily Plug & Play LLC (Under liquidation)	Saudi Arabia	60.00%	--	2,250
National Company for Business Solutions FZE	United Arab Emirates	--	100.00%	184

**ETIHAD ETISALAT COMPANY**  
(A Saudi Joint Stock Company)  
**NOTES TO CONSOLIDATED FINANCIAL STATEMENTS**  
**FOR THE YEAR ENDED 31 DECEMBER 2016**  
(All amounts in Saudi Riyals thousands unless otherwise stated)

---

**1. ORGANIZATION AND ACTIVITY (CONTINUED)**

**1.2 Subsidiary companies (continued)**

The main activities of the subsidiaries are as follows:

- Development of technology software programs for the Company use, and to provide information technology support.
- Execution of contracts for the installation and maintenance of wire and wireless telecommunications networks and the installation of computer systems and data services.
- Wholesale and retail trade in equipment and machinery, electronic and electrical devices, wire and wireless telecommunications' equipment, smart building systems and import and export to third parties, in addition to marketing and distributing telecommunication services and providing consultation services in the telecommunication domain.
- Wholesale and retail trade in computers and electronic equipment, maintenance and operation of such equipment, and provision of related services.
- Providing television channels service over internet protocol (IPTV).
- Establishment, management and operation of, and investment in service and industrial projects.
- Establishment, operating and maintenance of telecommunications networks, computer and its related works, and establishment, maintenance and operating of computer software, importing and exporting and sale of equipment, devices and programs of telecommunication systems and computer software
- Establish and own companies specializing in commercial activities.
- Manage its affiliated companies or to participate in the management of other companies in which it owns shares, and to provide the necessary support for such companies.
- Invest funds in shares, bonds and other securities.
- Own real estate and other assets necessary for undertaking its activities within the limits pertained by law.
- Own or to lease intellectual property rights such as patents and trademarks, concessions and other intangible rights to exploit and lease or sub-lease them to its affiliates or to others.
- Have interest or participate in any manner in institutions which carry on similar activities or which may assist the Company in realizing its own objectives in the Kingdom of Bahrain or abroad. The Company may acquire such entities or merge therewith.
- Perform all acts and services relating to the realization of the foregoing objects.

The consolidated financial statements of the Group include the financial information of the following subsidiaries:

**1.2.1 Mobily Ventures Holding SPC**

During 2014, the Company completed the legal formalities pertaining to the investment in a new subsidiary, Mobily Ventures Holding, Single Person Company (SPC), located in the Kingdom of Bahrain owned 100% by the Company.

**1.2.2 Mobily InfoTech India Private Limited**

During the year 2007, the Company invested in 99.99% of the share capital of a subsidiary company, Mobily InfoTech India Private Limited incorporated in Bangalore, India which commenced its commercial activities during the year 2008. Early 2009, the remaining 0.01% of the subsidiary's share capital was acquired by National Company for Business Solutions, a subsidiary of the Company.

The financial year end of the subsidiary is March 31 however, the Company uses the financial statements of the subsidiary for the same reporting period in preparing the Group's consolidated financial statements.

**ETIHAD ETISALAT COMPANY**  
(A Saudi Joint Stock Company)  
**NOTES TO CONSOLIDATED FINANCIAL STATEMENTS**  
**FOR THE YEAR ENDED 31 DECEMBER 2016**  
(All amounts in Saudi Riyals thousands unless otherwise stated)

---

**1. ORGANIZATION AND ACTIVITY (CONTINUED)**

**1.2 Subsidiary companies (continued)**

**1.2.3 Bayanat Al-Oula for Network Services Company**

During the year 2008, the Company acquired 99% of the partners' shares in Bayanat, a Saudi limited liability company. The acquisition included Bayanat's rights, assets, obligations, commercial name as well as its current and future trademarks for a total price of Saudi Riyals 1.5 billion, resulting in goodwill of Saudi Riyals 1.466 billion on the acquisition date. The remaining 1% is owned by National Company for Business Solutions, a subsidiary of the Company.

**1.2.4 Zajil International Network for Telecommunication Company**

During the year 2008, the Company acquired 96% of the partners' shares in Zajil International Network for Telecommunication Company ("Zajil"), a Saudi limited liability company. The acquisition included Zajil's rights, assets, obligations, commercial name as well as its current and future trademarks for a total price of Saudi Riyals 80 million, resulting in goodwill of Saudi Riyals 63 million on the acquisition date. The remaining 4% is owned by National Company for Business Solutions, a subsidiary of the Company. The goodwill has been fully impaired during the year ended 31 December 2014.

**1.2.5 National Company for Business Solutions**

During the year 2008, the Company invested in 95% of the share capital of National Company for Business Solutions, a Saudi limited liability company. The remaining 5% is owned by Bayanat, a subsidiary of the Company.

**1.2.6 Sehati for Information Service Company**

During 2014, the Company completed the legal formalities pertaining to the investment of 90% in Sehati for Information Service Company. The remaining 10% is owned by Bayanat, a subsidiary of the Company.

**1.2.7 Mobily Plug & Play LLC (Under liquidation)**

During 2014, the Company completed the legal formalities pertaining to the investment of 60% in Mobily Plug & Play LLC. The remaining 40% is owned by Plug & Play International, a Company incorporated in USA.

**1.2.8 National Company for Business Solutions FZE**

During 2014, the National Company for Business Solutions (KSA) completed the legal formalities pertaining to the investment of 100% in National Company for Business Solutions FZE, a Company incorporated in the United Arab of Emirates.

**2. SIGNIFICANT ACCOUNTING POLICIES**

The principal accounting policies applied in the preparation of these consolidated financial statements are set out below. These policies have been consistently applied to all years presented, unless otherwise stated.

**2.1 Basis of preparation**

The accompanying consolidated financial statements have been prepared under the historical cost convention on the accrual basis of accounting and going concern concept in compliance with accounting standards promulgated by Saudi Organization for Certified Public Accountants ("SOCPA").

**ETIHAD ETISALAT COMPANY**  
(A Saudi Joint Stock Company)  
**NOTES TO CONSOLIDATED FINANCIAL STATEMENTS**  
**FOR THE YEAR ENDED 31 DECEMBER 2016**  
(All amounts in Saudi Riyals thousands unless otherwise stated)

---

## **2. SIGNIFICANT ACCOUNTING POLICIES (CONTINUED)**

### **2.1 Basis of preparation (continued)**

As of 31 December 2016 the Group's net current liabilities amounted to SR 11 billion (31 December 2015: SR 10.7 billion) whereas the net loss for the year ended 31 December 2016 amounted to SR 203 million (December 31, 2015: SR 1.1 billion).

As at 31 December 2016, the Group had firm commitments from its lenders to refinance its borrowings. Subsequent to the year end, on 12 February 2017, the Group has successfully refinanced SR 7.9 billion of its borrowings over 7 years maturity.

Based on its cash flows forecast, the Group expects to continue to meet its obligations as they become due in the normal course of operation. Accordingly, the Management believe that it is appropriate to prepare these consolidated financial statements under the going concern basis.

### **New accounting framework**

As required by Saudi Organization for Certified Public Accountants (SOCPA), all listed companies are required to transition to International Financial Reporting Standards ("IFRS") as endorsed by SOCPA effective 1 January 2017 for preparation of their financial statements. In preparing the first set of IFRS financial statements, the Company will analyze the impact of the first time adoption of IFRS on current and prior year financial statements and will accordingly incorporate the necessary adjustments in its first set of IFRS financial statements.

### **2.2 Critical accounting estimates and judgments**

The preparation of consolidated financial statements in conformity with generally accepted accounting standards in Saudi Arabia requires the use of certain critical estimates and assumptions that affect the reported amounts of assets and liabilities and disclosure of contingent assets and liabilities at the reporting date and the reported amounts of revenues and expenses during the reporting period. Estimates and judgments are continually evaluated and are based on historical experience and other factors, including expectations of future events that are believed to be reasonable under the circumstances.

The Group makes estimates and assumptions concerning the future. The resulting accounting estimates will, by definition, seldom equal the related actual results. The estimates and assumptions that have a significant risk of causing a material adjustment to the carrying amounts of assets and liabilities are discussed below:

#### **a) Provision for doubtful debts**

A provision for impairment of accounts receivable is established when there is objective evidence that the Group will not be able to collect all amounts due according to the original terms of the receivables. Significant financial difficulties of the debtor, probability that the debtor will enter bankruptcy or financial reorganization, and default or delinquency in payments are considered indicators that the trade receivable is impaired. For significant individual amounts, assessment is made at individual basis. Amounts which are not individually significant, but are overdue, are assessed collectively and a provision is recognized considering the length of time and recoverability in the prior years. The provision for doubtful debts included in "general and administrative expenses" in the consolidated statement of income for the year ended December 31, 2016 amounted to SR 552 million (December 31, 2015: SR 1,152 million).

**ETIHAD ETISALAT COMPANY**  
(A Saudi Joint Stock Company)  
**NOTES TO CONSOLIDATED FINANCIAL STATEMENTS**  
**FOR THE YEAR ENDED 31 DECEMBER 2016**  
(All amounts in Saudi Riyals thousands unless otherwise stated)

---

**2. SIGNIFICANT ACCOUNTING POLICIES (CONTINUED)**

**2.2 Critical accounting estimates and judgments (continued)**

(b) Impairment of goodwill

The Group tests goodwill annually for any impairment. This impairment testing requires the use of estimates and assumptions to determine recoverable amounts of cash generating units that is based on value-in-use calculation.

(c) Property and equipment

*Useful lives of property and equipment*

The useful life of each of the Group's items of property and equipment is estimated based on the period over which the asset is expected to be available for use (Note 2.7). Such estimation is based on a collective assessment of practices of similar businesses, internal technical evaluation, experience with similar assets and application of judgment as to when the assets become available for use and the commencement of the depreciation charge.

The estimated useful life of each asset is reviewed periodically and updated if expectations differ from previous estimates due to physical wear and tear, technical or commercial obsolescence and legal or other limits on the use of the asset. It is possible, however, that future results of operations could be materially affected by changes in the amounts and timing of recorded expenses brought about by changes in the factors mentioned above. A reduction in the estimated useful life of any item of property and equipment would increase the recorded operating expenses and decrease non-current assets.

*Allocation of costs*

The Group enters into arrangements with certain of its key suppliers which may include the provision of multiple products and services including property and equipment, inventories and maintenance and other services across a number of reporting periods. Such arrangements may include the provision of free of charge assets and incentives which enable the Group to obtain further products and services at discounted values. Management aggregates, where appropriate, such arrangements and allocates the net cost of such an aggregation between the multiple products and services based on its best estimate of the fair value of the individual components. The cost of such components is capitalized or expensed according to the relevant accounting policy.

(d) Zakat assessments

Provision for zakat and withholding taxes is determined by the Group in accordance with the requirements of the General Authority of Zakat and Tax ("GAZT") and is subject to change based on final assessments received from GAZT. The Group recognizes liabilities for any anticipated zakat and withholding tax based on management's best estimates of whether additional zakat/taxes will be due. The final outcome of any additional amount assessed by GAZT is dependent on the eventual outcome of the appeal process which the Group is entitled to. Where the final tax outcome of these matters is different from the amounts that were initially recorded, such differences could impact the consolidated statement of income in the period in which such final determination is made.

(e) Contingencies

The Group is currently involved in various legal proceedings. Estimates of the probable costs for the resolution of these claims, if any, have been developed in consultation with internal and external counsels handling the Group's defense in these matters and are based upon the probability of potential results. The Group's management currently believes that these proceedings will not have a material effect on the financial statements. It is possible, however, that future results of operations could be materially affected depending on the final outcome of the proceedings.

## **2. SIGNIFICANT ACCOUNTING POLICIES (CONTINUED)**

### **2.2 Critical accounting estimates and judgments (continued)**

#### **(f) Revenues**

##### *Gross versus net presentation*

When the Group sells goods or services as a principal, revenue and payments to partners are reported on a gross basis in revenue and operating costs. If the Group sells goods or services as an agent, revenue and payments to partners are recorded in revenue on a net basis, representing the margin earned.

Whether the Group is considered to be the principal or an agent in the transaction depends on analysis by management of both the legal form and substance of the agreement between the Group and its business partners; such judgments impact the amount of reported revenue and operating expenses but do not impact reported assets, liabilities or cash flows.

##### *Multiple element arrangements*

In arrangements involving the delivery of bundled products and services, including long-term arrangements, those bundled products and services are separated into individual elements, each with its own separate revenue contribution taking into the consideration the specific contractual details, evaluated from the perspective of the customer. Total arrangement consideration is allocated to each deliverable based on the relative fair value of the individual element. The Group generally determines the fair value of individual elements based on an objective and reliable assessment of the prices at which the deliverables may be sold on a standalone basis, taking into consideration the time value of the money.

### **2.3 Cash and cash equivalents**

Cash and cash equivalents include cash on hand, bank current accounts and Murabaha facilities with original maturities of three month or less from acquisition date.

### **2.4 Short-term investments**

Short-term investments include placements with banks and other short-term highly liquid investments with original maturities of three months or more but not more than one year from the purchase date.

### **2.5 Accounts receivable**

Accounts receivable are carried at original invoice amount less provision for doubtful debts. A provision against doubtful debts is established when there is objective evidence that the Group will not be able to collect all amounts due according to the original terms of the receivables. Such provisions are charged to the consolidated statement of income and reported under "general and administrative expenses". When account receivable is uncollectible, it is written-off against the provision for doubtful debts. Any subsequent recoveries of amounts previously written-off are credited against "general and administrative expenses" in the consolidated statement of income. Write-off of accounts receivable against which no provision is made is charged directly to the consolidated statement of income in the period in which such write-off is made and reported under general and administrative expenses. Accounts receivables which are collectible beyond 12 months are classified and presented as non-current assets in the consolidated balance sheet, taking into consideration the time value of the money.

**ETIHAD ETISALAT COMPANY**  
(A Saudi Joint Stock Company)  
**NOTES TO CONSOLIDATED FINANCIAL STATEMENTS**  
**FOR THE YEAR ENDED 31 DECEMBER 2016**  
(All amounts in Saudi Riyals thousands unless otherwise stated)

---

**2. SIGNIFICANT ACCOUNTING POLICIES (CONTINUED)**

**2.6 Inventories**

Inventories comprise of mobile phones (handsets) and other customer-premise equipment (CPE), SIM cards, pre-paid vouchers and scratch cards. Inventories are stated at the lower of cost or net realizable value. Net realizable value represents the difference between the estimated selling price in the ordinary course of business and selling expenses. Cost is determined by using the weighted average method. The Group provides for slow-moving and obsolete inventories in the cost of services and sales in the consolidated statement of income.

**2.7 Property and equipment**

Property and equipment, except land, are stated at cost less accumulated depreciation. The cost of property and equipment includes direct costs and other directly attributable incremental costs incurred in their acquisition and installation, net of any supplier discounts.

Depreciation on property and equipment is charged to the consolidated statement of income using the straight line method over their estimated useful lives at the following annual depreciation rates.

	<b>Depreciation rate</b>
Buildings	5%
Leasehold improvements	10%
Telecommunication network equipment	4 % - 20 %
Computer equipment and software	16 % - 20 %
Office equipment and furniture	14 % - 33 %
Vehicles	20 % - 25 %

Additional depreciation is charged in the current period to allow for known delays in capitalization or transfer out of capital work in progress.

Major renovations and improvements including related direct labor and other direct costs are capitalized if they increase the productivity or the operating useful life of the assets. Repairs and maintenance are expensed when incurred. Gain or loss on disposal of property and equipment which represents the difference between the sale proceeds and the carrying amount of these assets, is recognized in the consolidated statement of income.

Capital work in progress is stated at cost until the construction on installation is complete. Upon the completion of construction or installation, the cost of such assets together with cost directly attributable to construction or installation, including capitalized borrowing cost, are transferred to the respective class of asset. No depreciation is charged on capital work in progress.

**2.8 Licenses' acquisition fees**

Licenses' acquisition fees are amortized according to their regulatory useful lives and the amortization is charged to the consolidated statement of income. The capitalized license fees are reviewed at the end of each financial year to determine if any decline exists in their values. In case impairment is identified in the capitalized licenses' fees, such impairment is recorded in the consolidated statement of income.

**ETIHAD ETISALAT COMPANY**  
(A Saudi Joint Stock Company)  
**NOTES TO CONSOLIDATED FINANCIAL STATEMENTS**  
**FOR THE YEAR ENDED 31 DECEMBER 2016**  
(All amounts in Saudi Riyals thousands unless otherwise stated)

---

**2. SIGNIFICANT ACCOUNTING POLICIES (CONTINUED)**

**2.9 Goodwill**

Goodwill represents the excess of consideration paid for the acquisition of subsidiaries over the fair value of the net assets acquired at the acquisition date and reported in the consolidated financial statements at carrying value after adjustments for impairment in value.

**2.10 Investments in subsidiaries and associates**

*(a) Subsidiaries*

Subsidiaries are entities over which the Group has the power to govern the financial and operating policies to obtain economic benefit generally accompanying a shareholding of more than one half of the voting rights. Subsidiaries are fully consolidated from the date on which control is transferred to the Group. They are de-consolidated from the date that control ceases.

The purchase method of accounting is used to account for the acquisition of subsidiaries. The cost of an acquisition is measured as the fair value of the assets given or liabilities incurred or assumed at the date of acquisition. Acquisition-related costs are recognized in the consolidated statement of income as incurred. The excess of the cost of acquisition over the fair value of the Group's share of the identifiable net assets acquired is recorded as goodwill. Goodwill arising from acquisition of subsidiaries is reported separately in the accompanying consolidated balance sheet. Goodwill is tested annually for impairment and carried at cost, net of any accumulated impairment losses, if any.

Intercompany transactions, balances and unrealized gains on transactions between Group companies are eliminated. Unrealized losses are also eliminated. Accounting policies of subsidiaries have been changed where necessary to ensure consistency with the policies adopted by the Group.

*(b) Associates*

Associates are entities over which the Group has significant influence but not control. Investments in associates are accounted for using the equity method of accounting and are initially recognized at cost. The Group's share of its associate's post-acquisition income or losses is recognized in the consolidated statement of income, and its share of post-acquisition movements in reserves is recognized in reserves. The cumulative post-acquisition movements are adjusted against the carrying amount of the investment. When the Group's share of losses in an associate equals or exceeds its interest in the associate, including any other unsecured receivables, the Group does not recognize further losses, unless it has incurred obligations or made payments on behalf of the associate.

Unrealized gains on transactions between the Group and its associates are eliminated to the extent of the Group's interest in the associates. Unrealized losses are also eliminated unless the transaction provides evidence of an impairment of the asset transferred.

Dilution gains and losses arising from investments in associates are recognized in the consolidated statement of income.

*(c) Non-controlling interest*

Non-controlling interest represents the portion of income or loss and net assets not held by the Group and are presented separately in the consolidated statement of income and within equity in the consolidated balance sheet, separately from shareholders' equity.

Acquisition of non-controlling interest is accounted for as transactions with owners in their capacity as owners and therefore no goodwill is recognized as a result of such transactions. The Group recognizes any non-controlling interest in the acquiree on an acquisition-by-acquisition basis, either at fair value or at the non-controlling interest's proportionate share of the recognized amounts of acquiree's identifiable net assets.



**ETIHAD ETISALAT COMPANY**  
(A Saudi Joint Stock Company)  
**NOTES TO CONSOLIDATED FINANCIAL STATEMENTS**  
**FOR THE YEAR ENDED 31 DECEMBER 2016**  
(All amounts in Saudi Riyals thousands unless otherwise stated)

---

**2. SIGNIFICANT ACCOUNTING POLICIES (CONTINUED)**

**2.11 Impairment of non-financial assets**

Non-financial assets, other than goodwill, are reviewed for impairment whenever events or changes in circumstances indicate that the carrying amount may not be recoverable. An impairment loss is recognized for the amount by which the carrying amount of the asset exceeds its recoverable amount which is higher of an asset's fair value less cost to sell or value in use. For the purpose of assessing impairment, assets are grouped at lowest levels for which there are separately identifiable cash flows (cash-generating units). Non-financial assets other than goodwill that suffered impairment are reviewed for possible reversal of impairment at each reporting date. Where an impairment loss subsequently reverses, the carrying amount of the asset or cash-generating unit is increased to the revised estimate of its recoverable amount, but the increased carrying amount should not exceed the carrying amount that would have been determined, had no impairment loss been recognized for the assets or cash-generating unit in prior years. A reversal of an impairment loss is recognized as income immediately in the consolidated statement of income. Impairment losses recognized on goodwill are not reversible.

**2.12 Borrowings**

Borrowings are recognized at the proceeds received, net of transactions costs incurred, if any. Borrowing costs that are directly attributable to the acquisition, construction or production of qualifying assets are capitalized as part of those assets. Other borrowing costs are charged to the consolidated statement of income.

**2.13 Accounts payable and accruals**

Liabilities are recognized for amounts to be paid for goods and services received, whether or not billed to the Group.

**2.14 Provisions**

Provisions are recognized when; the Group has a present legal or constructive obligation as a result of a past event; it is probable that an outflow of resources will be required to settle the obligation; and the amount can be reliably estimated.

**2.15 Zakat and income tax**

The Group is subject to zakat in accordance with the regulations of the General Authority of Zakat and Tax ("GAZT"). Provision for zakat for the Group and zakat related to the Group's ownership in the Saudi Arabian subsidiaries is charged to the consolidated statement of income. Foreign shareholders in the consolidated Saudi Arabian subsidiaries are subject to income taxes. Additional amounts payable, if any, at the finalization of final assessments are accounted for when such amounts are determined. The Company and its Saudi Arabian subsidiaries withhold taxes on certain transactions with non-resident parties in the Kingdom of Saudi Arabia as required under Saudi Arabian Income Tax Law.

Foreign subsidiaries are subject to income taxes in their respective countries of domicile. Such income taxes are charged to the consolidated statement of income.

## **2. SIGNIFICANT ACCOUNTING POLICIES (CONTINUED)**

### **2.16 Employee termination benefits**

Employee termination benefits required by Saudi Labor and Workman Law are accrued by the Company and its Saudi Arabian subsidiaries and charged to the consolidated statement of income. Provision for employees' termination benefits are made in accordance with the Projected Unit Credit method. The provision is recognized based on the present value of the defined benefit obligations.

The present value of the defined benefit obligations is calculated using assumptions on the average annual rate of increase in salaries, average period of employment and an appropriate discount rate. The assumptions used are calculated on a consistent basis for each period and reflect management's best estimate. The discount rates are set in line with the best available estimate of market yields currently available at the reporting date with reference to government and corporate bonds.

### **2.17 Revenues**

Revenue comprises the fair value of the consideration received or receivable from the sale of goods and services in the ordinary course of the Group's activities. Revenue is stated net of trade discounts, promotions and volume rebates and after eliminating revenue within the Group.

The Group recognizes revenue when the amount of revenue can be reliably measured; when it is probable that future economic benefits will flow to the Group; and when specific criteria have been met for each of the Group's activities, as described below.

The Group's revenue comprises revenue from mobile telecommunications services as summarized below:

- (a) Revenue from mobile telecommunications comprises amounts charged to customers in respect of connection or activation, airtime usage, text messaging, the provision of other mobile telecommunications services including data services, and fees for connecting users of other fixed line and mobile networks to the Group's network.
- (b) Airtime, text messaging and data usage by customers is invoiced and recorded as part of a periodic billing cycle and recognized as revenue over the related access period. Unbilled revenue resulting from services already provided from the billing cycle date to the end of each accounting period is accrued and unearned revenue from services provided in periods after each accounting period is deferred and recognized as the customer uses the airtime.
- (c) Connection or activation fees, are non-refundable, one-off, fees charged to customers when they connect to the network and are recognized as revenue in full over the period in which the underlying obligation is fulfilled. The fees to the Group are not contingent upon resale or payment by the end user as the Group has no further obligations related to bringing about resale or delivery, and all other revenue recognition criteria have been met.
- (d) Subscription fees are monthly access fees that do not vary according to usage and are recognized as revenue on a straight-line basis over the service period.
- (e) Interconnect revenue is recognized on the basis of the gross value of invoices raised on other operators for termination charges based on the airtime usage, text messaging, and the provision of other mobile telecommunications services for the billing period as per the agreed rate.

## **2. SIGNIFICANT ACCOUNTING POLICIES (CONTINUED)**

### **2.17 Revenues (continued)**

- (f) Roaming revenue is recognized on the basis of the gross value of invoices raised on other roaming partners based on actual traffic delivered during the billing period.
- (g) Revenue from sale of handsets and replaced sim cards is recognized upon delivery of the products to the customers in the period during which the sale transaction took place.
- (h) In arrangements involving the delivery of bundled products and services, those bundled products and services are separated into individual elements, each with its own separate revenue contribution, evaluated from the perspective of the customer. Total arrangement consideration is allocated to each deliverable based on the relative fair value of the individual element. The Group generally determines the fair value of individual elements based on an objective and reliable assessment of the prices at which the deliverable is regularly sold on a standalone basis.

### **2.18 Costs and expenses**

#### **2.18.1 Cost of services and sales**

Represent the cost of services and sales incurred during the period which include the costs of goods sold, direct labor, governmental charges, interconnection costs and other overheads related to the revenues recognized.

##### **2.18.1.a Governmental charges**

Governmental charges represent government contribution fees in trade earnings, license fees, frequency waves' fees and costs charged to the Group against the rights to use telecommunications and data services in the Kingdom of Saudi Arabia as stipulated in the license agreements. These fees are recorded in the related periods during which these fees are incurred and included under cost of services in the consolidated statement of income.

##### **2.18.1.b Interconnection costs**

Interconnection costs represent connection charges to national and international telecommunication networks. Interconnection costs are recorded in the period when relevant calls are made and are included in the cost of services caption in the consolidated statement of income.

#### **2.18.2 Selling and marketing expenses**

Represent expenses resulting from the Group's management efforts with regard to the marketing function or the selling and distribution function. Selling and marketing expenses include direct and indirect costs not specifically part of cost of revenues. Allocations between selling and marketing expenses and cost of revenues, when required, are made on a consistent basis.

#### **2.18.3 General and administrative expenses**

Represent expenses relating to the administration and not to the revenue earning function or the selling and distribution functions. General and administrative expenses include direct and indirect costs not specifically part of cost of revenues. Allocations between general and administrative expenses and cost of revenues, when required, are made on a consistent basis.

## **2. SIGNIFICANT ACCOUNTING POLICIES (CONTINUED)**

### **2.19 Dividends**

Dividends are recorded in the consolidated financial statements in the period in which they are approved by the Shareholders of the Group.

### **2.20 Foreign currency transactions**

#### *(a) Reporting currency and functional currency*

The consolidated financial statements are presented in Saudi Riyals "SR", which is the Company's functional and Group's presentation currency. Each subsidiary in the Group determines its own functional currency, and as a result, items included in the financial statements of each subsidiary are measured using that functional currency.

#### *(b) Transactions and balances*

Transactions in foreign currencies are initially recorded in the functional currency rate ruling at the date of the transaction. At consolidated balance sheet date, monetary assets and liabilities denominated in foreign currencies are translated to the functional currency at exchange rates prevailing on that date. Gains and losses resulting from changes in exchange rates for the related period end, are recognized in the consolidated statement of income.

#### *(c) Group companies*

The results and financial position of foreign subsidiaries and associates, not operating in a hyper-inflationary economy, having reporting currencies other than Saudi Riyals are translated into Saudi Riyals as follows:

- i. assets and liabilities for each balance sheet presented are translated at the closing exchange rate at the date of that balance sheet;
- ii. income and expenses for each the income statement are translated at average exchange rates; and
- iii. components of the shareholders' equity accounts are translated at the exchange rates in effect at the dates the related items originated.

Cumulative adjustments resulting from the translations of the financial statements of foreign subsidiaries and associates into Saudi Riyals are reported as a separate component of shareholders' equity.

### **2.21 Operating and finance leases**

Lease agreements are classified as finance leases if the lease agreement transfers substantially all the risks and rewards incidental to ownership of an asset. Other leases are classified as operating leases whereby the expenses and the revenues associated with the operating leases are recognized in the consolidated statement of income on a straight-line basis over the term of the leases.

The present value of lease payments for assets sold under finance lease is recognized as a receivable net of unearned finance income. Lease income is recognized over the term of the lease using the net investment method, which reflects a constant periodic rate of return. Provision is made against lease receivables, as soon as they are considered doubtful of recovery. Amounts due over one year are classified as non-current assets.

**ETIHAD ETISALAT COMPANY**  
(A Saudi Joint Stock Company)  
**NOTES TO CONSOLIDATED FINANCIAL STATEMENTS**  
**FOR THE YEAR ENDED 31 DECEMBER 2016**  
(All amounts in Saudi Riyals thousands unless otherwise stated)

**2. SIGNIFICANT ACCOUNTING POLICIES (CONTINUED)**

**2.22 Loyalty program**

The Group operates a loyalty program that provides a variety of benefits to customers and third parties. Loyalty award credits are based on a customer's telecommunications usage. The Group accounts for the loyalty award credits as a separately identifiable component of the sales transactions and on points purchased by third parties in which they are granted.

The consideration in respect of the initial sale is allocated to award credits based on their fair value and is accounted for as a liability in the consolidated balance sheet until the awards are utilized. The fair value is determined using estimation techniques that take into account the fair value of the benefits for which the awards could be redeemed and is net of awards credit which are expected to expire (breakage). The Group also sells award credits to third parties for use in promotional activities. The revenue from such sales is recognized when the awards are ultimately utilized.

**2.23 Contingent liabilities**

A contingent liability is a possible obligation which may arise from past events and whose existence will be confirmed only by the occurrence or non-occurrence of one or more uncertain future events not wholly within the control of the Group, or a present obligation that is not recognized because it is not probable that an outflow of resources will be required to settle the obligation. If the amount of the obligation cannot be measured with sufficient reliability, then the Group does not recognize the contingent liability but discloses it in the consolidated financial statements.

**2.24 Segment reporting**

(a) Business segment

A business segment is group of assets, operations or entities:

- i. engaged in revenue producing activities;
- ii. results of its operations are continuously analyzed by management in order to make decisions related to resource allocation and performance assessment; and
- iii. financial information is separately available.

(b) Geographical segment

A geographical segment is group of assets, operations or entities engaged in revenue producing activities within a particular economic environment that are subject to risks and returns different from those operating in other economic environments. See also Note 24.

**3. CASH AND CASH EQUIVALENTS**

	<u>2016</u>	<u>2015</u>
Cash in hand	905	936
Cash at banks	865,204	496,634
	<u>866,109</u>	<u>497,570</u>

**4. ACCOUNTS RECEIVABLE**

	<u>2016</u>	<u>2015</u>
Accounts receivable	6,431,214	5,809,870
Less: provision for doubtful debts	(2,729,874)	(2,385,780)
	<u>3,701,340</u>	<u>3,424,090</u>

**ETIHAD ETISALAT COMPANY**  
(A Saudi Joint Stock Company)  
**NOTES TO CONSOLIDATED FINANCIAL STATEMENTS**  
**FOR THE YEAR ENDED 31 DECEMBER 2016**  
(All amounts in Saudi Riyals thousands unless otherwise stated)

**4. ACCOUNTS RECEIVABLE (CONTINUED)**

The movement of the provision for doubtful debts during the year ended December 31, is as follows:

	<u>2016</u>	<u>2015</u>
Balance at January 1	(2,385,780)	(1,233,738)
Charge for the year	(551,692)	(1,152,042)
Write off during the year	207,598	--
Balance at December 31	<u>(2,729,874)</u>	<u>(2,385,780)</u>

During the fourth quarter of 2014, the Company started an arbitration process in relation to the amounts due, arising from the Services Agreement that was signed with Mobile Telecommunications Company Saudi Arabia ("Zain KSA") on 6 May 2008 (corresponding to 1 Jumada'I 1429H). This agreement covers the services provided to Zain KSA which include national roaming, site sharing, transmission links, and international traffic. The Arbitral Tribunal held several arbitration sessions to discuss and review the pleadings of both parties as previously disclosed. The last arbitration session was held on October 3, 2016 (corresponding to 30 Dhu Al-Hijjah 1437H) in order to discuss the draft copy of the technical expert report, which ended with the Arbitral Tribunal's decision to close the proceedings and submit the case for review and consideration.

On 10 November 2016 (corresponding to 10 Safar 1438H), the Company received the arbitral award amounting to SR 219.4 million, which has ended its dispute with Zain KSA. The arbitral award is final and binding on both parties. The Company is in the process of initiating the necessary procedures to collect the awarded amount from Zain. Subsequent to the year end, the Company has collected the full amount of the arbitral award.

**5. RELATED PARTIES TRANSACTIONS AND BALANCES**

During the year, the Group transacted with the following related parties:

<u>Party</u>	<u>Relation</u>
Emirates Telecommunication Corporation - Etisalat and its subsidiaries	Founding shareholder
Emirates Data Clearing House	Affiliate to Emirates Telecommunication Corporation

The terms of transactions with related parties are at agreed rates with those parties. Management fee and other management expenses are calculated based on the relevant agreements with Emirates Telecommunication Corporation.

The following are the details of major transactions with related parties during the year ended December 31:

	<u>2016</u>	<u>2015</u>
Interconnection services and roaming services rendered	<u>78,002</u>	<u>30,032</u>
Interconnection services and roaming services received	<u>72,968</u>	<u>60,936</u>
Management fees	<u>36,681</u>	<u>37,533</u>
Other management expenses	<u>63,364</u>	<u>71,995</u>
Telecommunications services	<u>4,488</u>	<u>4,145</u>
Other services	<u>4,350</u>	<u>4,526</u>

**ETIHAD ETISALAT COMPANY**  
(A Saudi Joint Stock Company)  
**NOTES TO CONSOLIDATED FINANCIAL STATEMENTS**  
**FOR THE YEAR ENDED 31 DECEMBER 2016**  
(All amounts in Saudi Riyals thousands unless otherwise stated)

**5. RELATED PARTIES TRANSACTIONS AND BALANCES (CONTINUED)**

Due from a related party comprises of the following as at December 31:

	<u>2016</u>	<u>2015</u>
Emirates Telecommunication Corporation	69,568	36,508
	<u>69,568</u>	<u>36,508</u>

Due to related parties comprise of the following as at December 31:

	<u>2016</u>	<u>2015</u>
Emirates Telecommunication Corporation	137,006	210,627
Emirates Data Clearing House	1,414	343
	<u>138,420</u>	<u>210,970</u>

**6. INVENTORIES**

	<u>2016</u>	<u>2015</u>
Handsets and CPEs	482,083	712,284
SIM cards	32,497	59,975
Prepaid vouchers and scratch cards	10,285	17,589
	<u>524,865</u>	<u>789,848</u>
Less: provision for inventory obsolescence	<u>(324,793)</u>	<u>(303,989)</u>
	<u>200,072</u>	<u>485,859</u>

The movement of the provision for inventory obsolescence during the year ended December 31, is as follows:

	<u>2016</u>	<u>2015</u>
Balance at January 1	(303,989)	(118,061)
Charge for the year	(20,804)	(206,396)
Write off during the year	-	20,468
Balance at December 31	<u>(324,793)</u>	<u>(303,989)</u>

**7. PREPAID EXPENSES AND OTHER ASSETS**

	<u>2016</u>	<u>2015</u>
Prepaid expenses	376,666	426,623
Accrued revenues	216,596	356,213
Deferred costs	178,901	173,983
Advance payments to trade suppliers	91,024	116,480
Others	835,762	648,723
	<u>1,698,949</u>	<u>1,722,022</u>

**ETIHAD ETISALAT COMPANY**  
(A Saudi Joint Stock Company)  
**NOTES TO CONSOLIDATED FINANCIAL STATEMENTS**  
**FOR THE YEAR ENDED 31 DECEMBER 2016**  
(All amounts in Saudi Riyals thousands unless otherwise stated)

8. PROPERTY AND EQUIPMENT	Land	Buildings	Leasehold Improvements	Telecommunications Equipment	Computer Equipment and Software	Office Equipment and Furniture	Vehicles	CWIP	Total
	<b>Cost</b>								
1 January 2016	274,710	1,221,544	833,648	32,938,344	4,359,270	499,024	3,046	811,810	40,941,396
Additions	--	9,014	12,815	2,140,142	528,463	1,699	--	486,492	3,178,625
Reclassifications	--	(103,666)	(7,545)	111,211	--	--	--	--	--
Transfers	--	39,560	--	408,848	12,103	--	--	(460,511)	--
Disposals	--	--	--	--	(153)	--	--	--	(153)
<b>As of 31 December 2016</b>	<b>274,710</b>	<b>1,166,452</b>	<b>838,918</b>	<b>35,598,545</b>	<b>4,899,683</b>	<b>500,723</b>	<b>3,046</b>	<b>837,791</b>	<b>44,119,868</b>
<b>Accumulated depreciation</b>									
1 January 2016	--	143,334	542,517	12,715,107	2,634,938	437,682	1,621	--	16,475,199
Depreciation for the year	--	53,035	69,516	2,545,421	549,834	20,171	430	--	3,238,407
Reclassification	--	(3,980)	(949)	4,929	--	--	--	--	--
Disposals	--	--	--	--	(131)	--	--	--	(131)
<b>As of 31 December 2016</b>	<b>--</b>	<b>192,389</b>	<b>611,084</b>	<b>15,265,457</b>	<b>3,184,641</b>	<b>457,853</b>	<b>2,051</b>	<b>--</b>	<b>19,713,475</b>
<b>Net book value</b>									
<b>As of 31 December 2016</b>	<b>274,710</b>	<b>974,063</b>	<b>227,834</b>	<b>20,333,088</b>	<b>1,715,042</b>	<b>42,870</b>	<b>995</b>	<b>837,791</b>	<b>24,406,393</b>
As of 31 December 2015	274,710	1,078,210	291,131	20,223,237	1,724,332	61,342	1,425	811,810	24,466,197

During the year ended 31 December 2016, the Group has capitalized borrowing costs amounting to SR 95 million (31 December 2015: SR 50 million) and internal technical salaries amounting to SR 162 million (31 December 2015: SR 140 million).



**ETIHAD ETISALAT COMPANY**  
(A Saudi Joint Stock Company)  
**NOTES TO CONSOLIDATED FINANCIAL STATEMENTS**  
**FOR THE YEAR ENDED 31 DECEMBER 2016**  
(All amounts in Saudi Riyals thousands unless otherwise stated)

**9. LICENSES' ACQUISITION FEES**

	<b>Mobile Telecom- communication services license</b>	<b>3G services license</b>	<b>Other</b>	<b>Total</b>
<b>Cost</b>				
1 January 2016	12,210,000	753,750	1,180,075	14,143,825
Additions	--	--	30,651	30,651
<b>31 December 2016</b>	<b>12,210,000</b>	<b>753,750</b>	<b>1,210,726</b>	<b>14,174,476</b>
<b>Accumulated amortization</b>				
1 January 2016	5,453,518	336,169	327,925	6,117,612
Amortization for the year	423,732	26,190	86,344	536,266
<b>31 December 2016</b>	<b>5,877,250</b>	<b>362,359</b>	<b>414,269</b>	<b>6,653,878</b>
<b>Net book value</b>				
<b>31 December 2016</b>	<b>6,332,750</b>	<b>391,391</b>	<b>796,457</b>	<b>7,520,598</b>
31 December 2015	6,756,482	417,581	852,150	8,026,213

Pursuant to the royal Decree no. 61534 dated 3 October 2016 (corresponding to 30 Dhu Al-Hijjah 1437H), the Communication and Information Technology Commission (CITC) approved the extension of the Global System for Mobile communication (GSM) and 3G licenses for an additional 15 years effective from the original expiry date of those licenses. Consequently, the Group has revised the remaining useful life for amortization of these licenses by an additional 15 years. During the extended period, the Company is required to pay to CITC an annual variable fee of 5% of net profit.

On 21 February 2017, the Communications and Information Technology Commission (CITC) has awarded Mobily a Unified License to provide all licensed telecommunication services including fixed line voice services and fixed internet against a fee of SR 5 Million. The Unified License is valid until 21 October 2043.

**10. GOODWILL**

The details of goodwill arising from the acquisition of the following subsidiaries, as disclosed in Note 1.2, are as follows:

	<b>2016</b>	<b>2015</b>
Bayanat Al-Oula for Network Services Company	<u>1,466,865</u>	<u>1,466,865</u>

The Group has separately tested the goodwill for any impairment. The recoverable amount has been determined based on value-in-use, using discounted cash flow analysis. The cash flow projections are based on approved budget. The discount rate used is 10% and terminal value growth rate of 1.5%.

**11. LOANS AND NOTES PAYABLE**

	<b>2016</b>	<b>2015</b>
Long-term loans	15,208,753	14,274,815
Less: current portion	<u>(7,607,902)</u>	<u>(5,766,262)</u>
Non-current	<u>7,600,851</u>	<u>8,508,553</u>

**ETIHAD ETISALAT COMPANY**  
(A Saudi Joint Stock Company)  
**NOTES TO CONSOLIDATED FINANCIAL STATEMENTS**  
**FOR THE YEAR ENDED 31 DECEMBER 2016**  
(All amounts in Saudi Riyals thousands unless otherwise stated)

---

**11. LOANS AND NOTES PAYABLE (CONTINUED)**

a) Maturity profile of loans and notes payable:

	<u>2016</u>	<u>2015</u>
Less than one year	7,607,902	5,766,262
Between one to five years	6,488,851	8,508,553
Over five years	<u>1,112,000</u>	<u>--</u>
	<u><b>15,208,753</b></u>	<u><b>14,274,815</b></u>

As at 31 December 2016, the Group had firm commitments from its lenders to refinance its borrowings. Subsequent to the year end, on 12 February 2017, the Group has successfully refinanced SR 7.9 billion of its borrowings over 7 years maturity. As a result, SR 6 billion will be classified as non-current liabilities compared to the existing position as at 31 December 2016.

**ETIHAD ETISALAT COMPANY**  
(A Saudi Joint Stock Company)  
**NOTES TO CONSOLIDATED FINANCIAL STATEMENTS**  
**FOR THE YEAR ENDED 31 DECEMBER 2016**  
(All amounts in Saudi Riyals thousands unless otherwise stated)

**11. LOANS AND NOTES PAYABLE (CONTINUED)**

b) The details of loans and notes payable as at 31 December 2016 are as follows:

Lender	Borrowing Company	Loan nature	Borrowing purpose	Date issued	Currency	Principal amount	Utilized amount	Profit rate	Payment terms	Period	Current portion	Long-term portion	Total	Other terms
Local banks Syndicated	Mobily	Long-term refinancing facility agreement Sharia' compliant	Settling the outstanding loan balances, previously obtained by Mobily, and financing the Company's capital expenditures and working capital requirements.	Q1, 2012	Saudi Riyals	Saudi Riyals 10 billion	Saudi Riyals 10 billion	Murabaha rate based on SIBOR plus a fixed profit margin	Semi-annual scheduled installments, with the first installment settled in August 2012. The last installment is due on 12 February 2019	Divided to five and seven years	Saudi Riyals 5,826 million	Saudi Riyals 1,063 million	Saudi Riyals 6,889 million	-
Export Credit Agency of Finland (Finnvera) & Swedish Export Credit Corporation (EKN)	Mobily	Long-term financing agreement Sharia' compliant	Acquiring network equipment from Nokia Siemens Networks (NSN) and Ericsson to upgrade and enhance the infrastructure capabilities, introduce new technologies, and strengthen the Company's competitiveness in the business segment	Q3, 2013	US Dollars	USD 644 million (Saudi Riyals 2.4 billion)	USD 512 million (Saudi Riyals 1,920 million)	Fixed rate per annum	Scheduled installments	10 years	Saudi Riyals 272 million	Saudi Riyals 1,472 million	Saudi Riyals 1,744 million	Utilization period of 1.5 years, repayment period of 8.5 years

**ETIHAD ETISALAT COMPANY**  
(A Saudi Joint Stock Company)  
**NOTES TO CONSOLIDATED FINANCIAL STATEMENTS**  
**FOR THE YEAR ENDED 31 DECEMBER 2016**  
(All amounts in Saudi Riyals thousands unless otherwise stated)

**11. LOANS AND NOTES PAYABLE (CONTINUED)**

Lender	Borrowing Company	Loan nature	Borrowing purpose	Date issued	Currency	Principal amount	Utilized amount	Profit rate	Payment terms	Period	Current portion	Long-term portion	Total	Other terms
Export Credit Agency of Finland (Finnvera) & Swedish Export Credit Corporation (EKN))	Mobily	Long-term financing agreement Sharia' compliant	Acquiring network equipment from Nokia Siemens Networks (NSN) and Ericsson to upgrade and enhance the infrastructure capabilities, introduce new technologies, and strengthen the Company's competitiveness in the business segment	Q1, 2014	USD Dollars	USD 451 million (Saudi Riyals 1,691 million)	USD 174 million (Saudi Riyals 652 million)	Fixed rate per annum	Scheduled installments	10 years	Saudi Riyals 97 million	Saudi Riyals 514 million	Saudi Riyals 611 million	Utilization period of 1.5 years, repayment period of 8.5 years
Saudi Investment Bank	Mobily	Long-term financing agreement Sharia' compliant	Financing the Company's working capital requirements	Q1, 2014	Saudi Riyals	Saudi Riyals 1.5 billion	Saudi Riyals 1.5 billion	Murabaha rate is based on SIBOR plus a fixed profit margin.	Scheduled installments	7.5 years	Saudi Riyals 136 million	Saudi Riyals 1,207 million	Saudi Riyals 1,343 million	
CISCO Systems International	Mobily	Vendor financing agreement	Acquiring CISCO network equipment and software solutions	Q1, 2014	US Dollars	USD 135 Million (Saudi Riyals 506.8 million)	USD 93.69 million (Saudi Riyals 351.34 million)	Fixed rate	Semi-annual repayments	3 years	Saudi Riyals 122 million	Saudi Riyals 53 million	Saudi Riyals 175 million	

**ETIHAD ETISALAT COMPANY**  
(A Saudi Joint Stock Company)  
**NOTES TO CONSOLIDATED FINANCIAL STATEMENTS**  
**FOR THE YEAR ENDED 31 DECEMBER 2016**  
(All amounts in Saudi Riyals thousands unless otherwise stated)

**11. LOANS AND NOTES PAYABLE (CONTINUED)**

Lender	Borrowing Company	Loan nature	Borrowing purpose	Date issued	Currency	Principal amount	Utilized amount	Profit rate	Payment terms	Period	Current portion	Long-term portion	Total	Other terms
Export Development of Canada (EDC)	Mobily	Long-term financing agreement Sharia' compliant	Acquiring a telecom-communication devices and equipment from Alcatel-Lucent	Q2, 2014	US Dollars	USD 122 million (Saudi Riyals 458 million)	USD 101 million (Saudi Riyals 377 million)	Fixed rate per annum	Semi-annual repayments	10.5 years	Saudi Riyals 41 million	Saudi Riyals 289 million	Saudi Riyals 330 million	Utilization period of 2 years, and repayment period of 8.5 years
Societe Generale Banque	Mobily	Bilateral long-term financing agreement Sharia' compliant	Financing the uncovered portion of the agreements with the Export Credit Agency of Finland (Finnvera) and the Swedish Export Credit Corporation (EKN) and Export Development of Canada (EDC)	Q2, 2014	US Dollars	USD 116 million (Saudi Riyals 436 million)	USD 116 million (Saudi Riyals 436 million)	Murabaha rate is based on LIBOR plus a fixed profit margin	One bulk payment due on 26 June 2017	3 years	Saudi Riyals 436 million	-	Saudi Riyals 436 million	-
Samba	Mobily	Long-term financing agreement Sharia' compliant	Financing its working capital requirements	Q3, 2014	Saudi Riyals	Saudi Riyals 600 million	Saudi Riyals 600 million	Murabaha rate is based on SIBOR plus a fixed profit margin	Semi-annual scheduled instalments	7 years	Saudi Riyals 78 million	Saudi Riyals 405 million	Saudi Riyals 483 million	-

**ETIHAD ETISALAT COMPANY**  
(A Saudi Joint Stock Company)  
**NOTES TO CONSOLIDATED FINANCIAL STATEMENTS**  
**FOR THE YEAR ENDED 31 DECEMBER 2016**  
(All amounts in Saudi Riyals thousands unless otherwise stated)

**11. LOANS AND NOTES PAYABLE (CONTINUED)**

Lender	Borrowing Company	Loan nature	Borrowing purpose	Date issued	Currency	Principal amount	Utilized amount	Profit rate	Payment terms	Period	Current portion	Long-term portion	Total	Other terms
Banque Saudi Fransi	Mobily	Long-term financing agreement Sharia' compliant	Financing its capital expenditures and working capital requirements	Q3, 2014	Saudi Riyals	Saudi Riyals 500 million	Saudi Riyals 500 million	Murabaha rate is based on SIBOR plus a fixed profit margin	Semi-annual scheduled installments	7 years	Saudi Riyals 50 million	Saudi Riyals 388 million	Saudi Riyals 438 million	-
Other debts (promissory notes and discounted invoices)	Mobily	Vendor Financing	Vendor financing Ericson, Huawei, Thalès, CCS	-	Saudi Riyals	Saudi Riyals 1,090 million	Saudi Riyals 1,090 million	-	Sporadic payments	3 years	Saudi Riyals 259 million	Saudi Riyals 435 million	Saudi Riyals 694 million	-
Al-Rajhi Bank	Mobily	Mid-term financing agreement Sharia' compliant	Financing its capital expenditures and working capital requirements	Q1, 2016	Saudi Riyals	Saudi Riyals 400 million	Saudi Riyals 400 million	Murabaha rate is based on SIBOR plus a fixed profit margin	Scheduled payments	3.5 years	Saudi Riyals 99 million	Saudi Riyals 299 million	Saudi Riyals 398 million	-
Local banks Syndicated	Bayanat	Long-term financing agreement Sharia' compliant	Settling outstanding long-term loans in addition to financing the subsidiary's working capital requirements	Q2, 2013	Saudi Riyals	Saudi Riyals 1.5 billion	Saudi Riyals 1.5 billion	Murabaha rate is based on SIBOR plus a fixed profit margin	Semi-annual scheduled installments where the last installment is due on 17 June 2018	5 years	Saudi Riyals 192 million	Saudi Riyals 696 million	Saudi Riyals 888 million	-
Al Imma bank	Mobily	Long-term financing agreement Sharia' compliant	Financing its capital expenditures and working capital requirements	Q4, 2016	Saudi Riyals	Saudi Riyals 2,000 million	Saudi Riyals 800 million	Murabaha rate is based on SIBOR plus a fixed profit margin	Scheduled installments	10 years	-	Saudi Riyals 780 million	Saudi Riyals 780 million	-
<b>Total</b>											Saudi Riyals 7,608 million	Saudi Riyals 7,601 million	Saudi Riyals 15,209 Million	

**ETIHAD ETISALAT COMPANY**  
(A Saudi Joint Stock Company)  
**NOTES TO CONSOLIDATED FINANCIAL STATEMENTS**  
**FOR THE YEAR ENDED 31 DECEMBER 2016**  
(All amounts in Saudi Riyals thousands unless otherwise stated)

**12. ACCOUNTS PAYABLE**

	<u>2016</u>	<u>2015</u>
Capital expenditure payable	2,204,310	4,781,273
Trade accounts payable	<u>2,315,726</u>	<u>1,754,593</u>
	<u>4,520,036</u>	<u>6,535,866</u>

**13. ACCRUED EXPENSES AND OTHER LIABILITIES**

	<u>2016</u>	<u>2015</u>
Deferred revenues	1,624,924	1,323,753
Accrued telecommunication expenses	1,727,509	1,703,985
Accrued services and maintenance expenses	429,165	495,123
Accrued selling and marketing expenses	412,763	544,428
Others	<u>1,437,102</u>	<u>1,409,104</u>
	<u>5,631,463</u>	<u>5,476,393</u>

**14. ZAKAT**

The Group is subject to zakat according to the regulations of the General Authority of Zakat and Tax (GAZT) in the Kingdom of Saudi Arabia. The Group files its zakat returns on a consolidated basis, starting from the financial year ended December 31, 2009 and thereafter, where it includes the Company and its subsidiaries due to the fact that the Group is one economic entity wholly owned and managed by the Company.

The Group has filed its zakat returns with GAZT for the years through 2015 and settled its zakat thereon. During the year ended 31 December 2016, the Group submitted adjusted zakat returns for the years 2013 and 2014, as a result of restatement of the financial statements for the said years and has partially reversed the excess zakat previously paid to GAZT.

The Group has finalized its zakat status and obtained the final zakat assessments for the years until 2006. The Group has received zakat assessments for the years 2007 through 2011 that showed additional zakat and withholding tax assessments of SR 317 million and SR 237 million, respectively, which have been appealed by the Group at the Preliminary and Higher Appeal Committees. During the year ended 31 December 2016, The Appeal Committee issued its ruling on certain zakat and withholding tax matters and those rulings issued against the Group have been appealed at the higher Appeal Committee. Management believes that it has sufficient grounds to contest the matters included in the assessments and the eventual outcome of the appeal process will not result in any significant liability.

**14.1 Calculation of adjusted net income**

	<u>2016</u>	<u>2015</u>
Loss before zakat	(246,311)	(924,148)
Depreciation	(719,949)	(1,163,498)
Provisions	442,570	1,686,640
Adjusted net loss	<u>(523,690)</u>	<u>(401,006)</u>

**ETIHAD ETISALAT COMPANY**  
(A Saudi Joint Stock Company)  
**NOTES TO CONSOLIDATED FINANCIAL STATEMENTS**  
**FOR THE YEAR ENDED 31 DECEMBER 2016**  
(All amounts in Saudi Riyals thousands unless otherwise stated)

**14. ZAKAT (CONTINUED)**

**14.2 Zakat base calculation**

The significant components of the zakat base under zakat and income tax regulations are principally comprised of the following:

	<u>Notes</u>	<u>2016</u>	<u>2015</u>
Adjusted net loss for the year	<i>14.1</i>	(523,690)	(401,006)
Shareholder's equity at beginning of the year		15,559,266	16,652,391
Provisions as at beginning of the year		4,031,320	2,344,680
Loans		15,208,754	14,274,815
Other additions		2,204,311	4,796,275
Property and equipment, as adjusted		(31,115,260)	(31,263,242)
Goodwill		(1,466,865)	(1,466,865)
Other deductions		(1,731,606)	(1,843,102)
Total zakat base		<u>2,166,230</u>	<u>3,093,946</u>

Zakat is payable at 2.5 percent of zakat base.

**14.3 Provision for zakat**

	<u>2016</u>	<u>2015</u>
January 1	77,711	13,317
Charge for the year*	53,932	168,977
Payments current year	(77,125)	(104,583)
December 31	<u>54,518</u>	<u>77,711</u>

\*This includes an amount of SR 97.2 million, which represents partial reversal of the excess zakat paid to GAZT as a result of the restatement of financial statements for the years 2013 and 2014. The Company has submitted revised zakat returns for the said years during 2016.

**15. PROVISION FOR END-OF-SERVICE BENEFITS**

	<u>2016</u>	<u>2015</u>
January 1	239,854	199,921
Charge for the year	68,282	81,045
Payments	(26,399)	(41,112)
December 31	<u>281,737</u>	<u>239,854</u>

The above provision is based on the following significant assumptions:

	<u>2016</u>	<u>2015</u>
Discount rate	4.30%	4.25%
Average annual rate of salary increase (per annum compound)	2.00%	1.75%

**16. STATUTORY RESERVE**

In accordance with the Company's By-Laws, the Company establishes at every financial year end a statutory reserve by the appropriation of 10% of the annual net income until the reserve equals 50% of the share capital. This reserve is not available for dividend distribution.



**ETIHAD ETISALAT COMPANY**  
(A Saudi Joint Stock Company)  
**NOTES TO CONSOLIDATED FINANCIAL STATEMENTS**  
**FOR THE YEAR ENDED 31 DECEMBER 2016**

(All amounts in Saudi Riyals thousands unless otherwise stated)

**17. REVENUES**

	<u>2016</u>	<u>2015</u>
Usage	9,875,340	11,549,998
Activation and subscription fees	1,868,497	1,892,567
Others	825,560	981,560
	<u>12,569,397</u>	<u>14,424,125</u>

**18. COST OF SERVICES AND SALES**

	<u>Notes</u>	<u>2016</u>	<u>2015</u>
Network access charges		2,036,157	2,756,028
Rental and maintenance of network equipment expenses		1,170,272	1,350,536
Cost of utilized inventories		713,484	949,505
Government contribution fees in trade earnings		709,731	795,106
Frequency wave fees		142,291	124,896
National transmission and interconnection costs		126,286	124,083
License fees		51,561	57,344
Provision for inventory obsolescence	6	20,804	206,396
Others		173,526	102,143
		<u>5,144,112</u>	<u>6,466,037</u>

**19. SELLING AND MARKETING EXPENSES**

	<u>2016</u>	<u>2015</u>
Advertisement, promotion and sales commissions	619,836	695,080
Salaries, wages and employee benefits	590,958	696,602
Flagships rental expenses	61,981	50,040
	<u>1,272,775</u>	<u>1,441,722</u>

**20. GENERAL AND ADMINISTRATIVE EXPENSES**

	<u>Notes</u>	<u>2016</u>	<u>2015</u>
Salaries, wages and employees' benefits		665,340	647,121
Provision for doubtful debts	4	551,692	1,152,042
Maintenance		328,171	465,630
Rentals		104,977	123,100
Consulting and professional services		93,434	247,590
Management fees and incentives		36,681	37,533
Travel and transportation		17,130	21,566
Board of Directors' remunerations and allowances		(649)	(8,291)
Other		346,315	888,645
		<u>2,143,091</u>	<u>3,574,936</u>

**21. EARNING / (LOSS) PER SHARE**

Earning / (loss) per share is calculated by dividing income / (loss) from main operations and net (loss) for the year by the weighted average number of issued shares of 770 million, as at December 31, 2016 and 2015.

## **22. FINANCIAL INSTRUMENTS AND RISK MANAGEMENT**

### **22.1 Financial instruments**

The Group's activities expose it to a variety of financial risks: market risk (including currency risk, fair value and cash flow commission rate risks and price risk), credit risk and liquidity risk. The Group's overall risk management program focuses on the unpredictability of financial markets and seeks to minimize potential adverse effects on the Group's financial performance.

Risk management is carried out by senior management under policies approved by the board of directors. Senior management identifies, evaluates and hedges financial risks in close co-operation with the Group's operating units. The most important types of risk are credit risk, currency risk and fair value and cash flow commission rate risks.

Financial instruments carried on the balance sheet include cash and cash equivalents, short-term investments, accounts receivable, due from a related party, short-term and long-term loans and notes payable, accounts payable, due to related parties and accrued expenses and other current liabilities. The particular recognition methods adopted are disclosed in the individual policy statements associated with each item. Significant accounting policies for financial assets and liabilities are set out in Note 2.

Financial asset and liability is offset and net amounts reported in the financial statements, when the Group has a legally enforceable right to set off the recognized amounts and intends either to settle on a net basis, or to realize the asset and liability simultaneously.

### **22.2 Credit risk**

Credit risk is the risk that one party to a financial instrument will fail to discharge an obligation and cause the other party to incur a financial loss. Cash is placed with banks with sound credit ratings. The Group regularly updates its cash flow and, where appropriate, places any excess cash on short-term investments. The Group has two major customers representing 31% of total accounts receivables as at 31 December 2016 (34% as at 31 December 2015). The rest of the balances do not have significant concentration of credit risk, with exposure spread over a large number of counterparties and customers. The Group continues to review its credit policy in line with developments of its liquidity risk.

The credit assessment is being made to check the credit worthiness of major customers prior to signing the contract/accepting their purchase order. Accounts receivable are carried net of provision for doubtful debts.

The credit quality of financial assets that are neither past due nor impaired are being assessed by reference to customers with appropriate and strong credit history, with minimal account defaults and where the receivables are fully recovered in the past. The Group recognizes provision for impairment of accounts receivables that are assessed to have a significant probability of becoming uncollectible and considering historical write-offs. Credit and Collection Operations provide inputs on the aging of the financial assets on a periodic basis.

### **22.3 Foreign currency risk**

Currency risk is the risk that the value of a financial instrument will fluctuate due to changes in foreign exchange rates. The Group's transactions are principally in Saudi Riyals and US Dollars.

The management closely and continuously monitors the exchange rate fluctuations. Based on its experience, the management does not believe it is necessary to hedge the effect of foreign exchange risks as most of the transactions are in Saudi Riyals and US Dollars.

## **22. FINANCIAL INSTRUMENTS AND RISK MANAGEMENT (CONTINUED)**

### **22.4 Fair value and cash flow commission rate risk**

Fair value and cash flow commission rate risks are the exposures to various risks associated with the effect of fluctuations in the prevailing commission rates on the Group's financial positions and cash flows. The Group's exposure to market risk for changes in commission rates relates primarily to the Group's borrowings which were acquired to finance working capital requirements and capital expenditures. These borrowings are re-priced on a periodic basis and expose the Group to cash flows commission rate risk. The Group's practice is to manage its commission cost through optimizing available cash and minimizing borrowings. When borrowing is necessary, tenor of borrowings is matched against the expected receipts. There is regular review of commission rates to ensure that the impact of such risk is mitigated.

### **22.5 Liquidity risk**

Liquidity risk is the risk that an enterprise will encounter difficulty in raising funds to meet commitments associated with financial instruments. Liquidity risk may result from an inability to sell a financial asset quickly at an amount close to its fair value. The management closely and continuously monitors the liquidity risk by performing regular review of available funds, present and future commitments, operating and capital expenditure. Moreover, the Group monitors the actual cash flows and matches the maturity dates of its financial assets and its financial liabilities.

### **22.6 Price risk**

The Group is not exposed to equity securities price risk as it does not currently have significant investments in equity securities as at 31 December 2016.

### **22.7 Fair value**

Fair value is the amount for which an asset could be exchanged, or a liability settled between knowledgeable willing parties in an arm's length transaction. As the Group's financial instruments are compiled under the historical cost convention differences can arise between the book values and fair value estimates. Management believes that the fair values of the Group's financial assets and liabilities are not materially different from their carrying values.

## **23. COMMITMENTS AND CONTINGENCIES**

### **23.1 Commitments**

The Group has capital commitments resulting from contracts for supply of property and equipment, which were entered into and not yet executed at the consolidated balance sheet date in the amount of Saudi Riyals 2.4 billion as at 31 December 2016 (31 December 2015: Saudi Riyals 4.5 billion).

### **23.2 Contingent liabilities**

The Group had contingent liabilities in the form of letters of guarantee and letters of credit amounting to Saudi Riyals 658 million as at 31 December 2016 (31 December 2015 Saudi Riyals 427 million).

The CITC's violation committee has issued several penalty resolutions against the Group which the Group has opposed to in accordance with the Telecom regulations. The reasons of issuing these resolutions vary between the manner followed in issuing prepaid SIM Cards and providing promotions that have not been approved by CITC and/or other reasons.

**ETIHAD ETISALAT COMPANY**  
(A Saudi Joint Stock Company)  
**NOTES TO CONSOLIDATED FINANCIAL STATEMENTS**  
**FOR THE YEAR ENDED 31 DECEMBER 2016**  
(All amounts in Saudi Riyals thousands unless otherwise stated)

---

**23. COMMITMENTS AND CONTINGENCIES (CONTINUED)**

**23.2 Contingent liabilities (continued)**

Multiple lawsuits were filed by the Group against CITC at the Board of Grievances in order to oppose to such resolutions of the CITC's violation committee in accordance with the Telecom regulations, as follows:

- There are (355) lawsuits filed by the Group against CITC amounting to Saudi Riyals 647 million as of 31 December 2016.
- The Board of Grievance has issued (173) preliminary verdicts in favor of the Group voiding (173) resolutions of the CITC's violation committee with a total penalties amounting to Saudi Riyals 447 million as of 31 December 2016.
- Some of these preliminary verdicts have become conclusive (after they were affirmed by the appeal court) cancelling penalties with a total amounting to Saudi Riyals 375 million as of 31 December 2016.

In addition, 17 legal cases were filed by the Group against CITC in relation to the mechanism of calculating the governmental fees and other subjects in which (11) of them are specifically related to the governmental fees as of 31 December 2016. The Group received two preliminary judgements and five final judgments in its favor of these cases. The remaining cases are still being adjudicated before the Board of Grievance.

The Group received additional claims from CITC during 2016 and has reassessed the provisions required against the claims as at the year ended 31 December 2016 and has recorded an appropriate estimate of the amount that it may ultimately have to pay to settle such claims.

The Group is subject to litigation in the normal course of business. Management and Directors believe that it has adequate and sufficient provision based on the status of these litigations as of 31 December 2016.

Furthermore, there are 167 lawsuits filed by some of the shareholders against the Group before the Committee for the Resolutions of Security Disputes and still being adjudicated by such committee. The Company has received (37) preliminary verdicts and (107) final verdicts in its favor in these lawsuits and (12) cases have been either dismissed or abandoned and (11) cases are on-going as of 31 December 2016.

**24. SEGMENT INFORMATION**

The Group's operations are substantially comprised of mobile telecommunication services of which the consumer, business and other segments represent 82.90% and 17.10% respectively, of the Group's revenues for the year ended 31 December 2016 (31 December 2015: 84.31% and 15.69%, respectively). The Group views its assets and liabilities on an integrated basis without segregation for each operational segment. Furthermore, all of the Group's operations are principally conducted in the Kingdom of Saudi Arabia.

**ETIHAD ETISALAT COMPANY**  
(A Saudi Joint Stock Company)  
**NOTES TO CONSOLIDATED FINANCIAL STATEMENTS**  
**FOR THE YEAR ENDED 31 DECEMBER 2016**  
(All amounts in Saudi Riyals thousands unless otherwise stated)

---

**25. RECLASSIFICATIONS**

Certain comparative figures have been reclassified to conform with the current year presentation as follows:

<b>Balance sheet</b>	<b>Balances previously reported <u>31 December 2015</u></b>	<b>Balances reclassified <u>31 December 2015</u></b>
Prepaid expenses and other assets	2,704,070	1,722,022
Capital advances	—	982,048
Current portion of long term loans and notes payable	5,848,773	5,766,262
long term loans and notes payable	8,426,042	8,508,553

The Group's management believe that the reclassifications shown above more accurately reflect the Group's financial position for the previous year.